

Features

- Universal input 90~264V AC
- Interchangeable Power Supply
- Approved to UKCA, CE, TUV-GS, cULus, RCM (C-Tick), CCC, FCC, RoHS
- EN/IEC/UL 62368-1 Safety Approved
- Meets Efficiency Level VI
- Single Output 15V DC
- OVP, OCP, OTP, SCP



Image for Illustration Purpose
Models may vary

Ideal Power's 15DYS812-xyW-K-RS 12W AC/DC External Adapter Interchangeable Power Supply (PSU) Series are certified to UKCA, CE, TUV-GS, cULus, RCM (C-Tick), CCC, FCC, RoHS & EN 62368-1/IEC 62368-1/UL 62368-1 Standards and comply with (EU) 2019/1782, Level VI Efficiency Regulations. These are primarily used in ITE, Audio & Video Industries and customised solutions are available upon request.

Models

Model Number	Output Voltage (V DC)	Output Current (A)	Output Power (W)	Efficiency (Typ)
15DYS812-150080W-K-RS	15	0.8	12	83

Input Data

	Min	Typical	Max	Units	Notes
Input Voltage	90	--	264	V AC	100-240VAC +/- 10%
Input Frequency	47	--	63	Hz	50-60Hz +/- 5%
Input Current	--	0.35	--	A	
Inrush Current	0	--	60	A	At cold start, 100 / 240V AC
Leakage Current	--	--	0.25	mA	

Output Data

	Min	Typical	Max	Units	Notes
Output Current Range	0.0	--	4	A	
Ripple & Noise	150	--	200	mVp-p	Model Dependant
Line Regulation	--	± 3	--	A	@ 100 Vac to 240 Vac input & Full load
Load Regulation	--	± 5	--	%	
Turn-on Delay Time	--	--	3	S	@ 100 Vac to 240 Vac input & Full load
Hold-up Time	5	--	--	S	@ Full load & 115Vac at full load

Protection Requirements

	Min	Typical	Max	Units	Notes
Over Current Protection	--	--	0.96	A	Will recover if fault condition is removed
Short Circuit Protection					Will recover if fault condition is removed
Over Voltage Protection					Will recover if fault condition is removed

Environmental Data

	Min	Typical	Max	Units	Notes
Operating Temperature	0	--	+40	°C	
Storage Temperature	-20	--	+80	°C	
Operating Humidity	10	--	90	%	non condensing
Relative Humidity	5	--	95	%	non condensing

Reliability Requirements

	Min	Typical	Max	Units	Notes
Burn-in	2	--	--	Hrs	Under normal input and 80% rated load at 40°C ± 5°C
Dielectric Strength	--	--	5	mA	4242Vdc / 60s (3s for mass production)
Leakage Current	--	--	0.25	mA	@ 264Vac / 50H
Insulation Resistance	50	--	--	mΩ	@primary to secondary add 500Vdc test voltage

EMC Emissions (2014/30/EU)

	Standard	Test Level	Criteria	Notes
Conducted	EN 55032	Pass	B	EMC Directive 2014/30/EU
Radiated	EN 55032	Pass	B	
Harmonic Standard	EN 61000-3-2		Class D	P.F. shall >0.95 @100Vac input and >0.9 @240Vac input

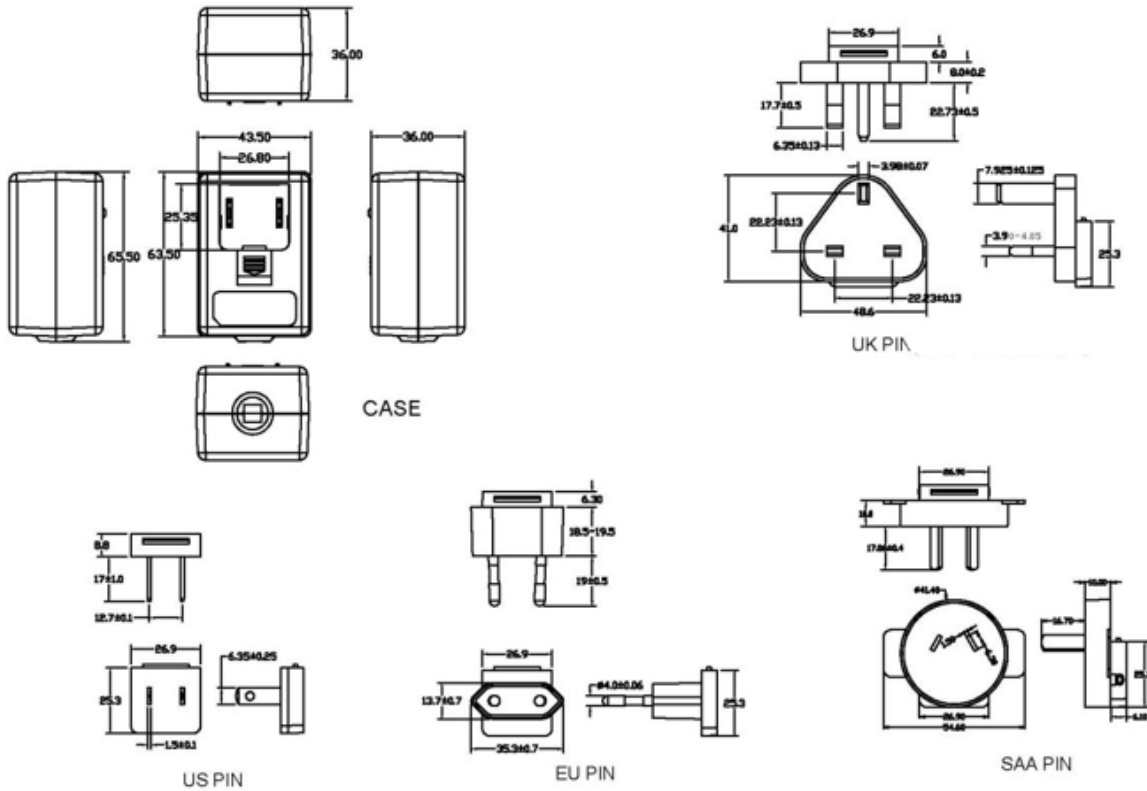
EMC Immunity (2014/30/EU)

	Standard	Test Level	Criteria	Notes
EMS	EN 55035			
EMS	EN 61204-3			
ESD	IEC 61000-4-2		B	Contact: +/- 4KV; Air: +/- 8KV
RS	IEC 61000-4-3			Frequency: 80-1000MHz; Field Strength: 3V/M ' 80% AM (1KHz)
EFT	IEC 61000-4-4		A/B	0.5/1.0KV on input AC power ports
Surge	IEC 61000-4-5		A	Line to Line: +/- 1KV (peak); Line to F.G: +/- 2KV (peak)

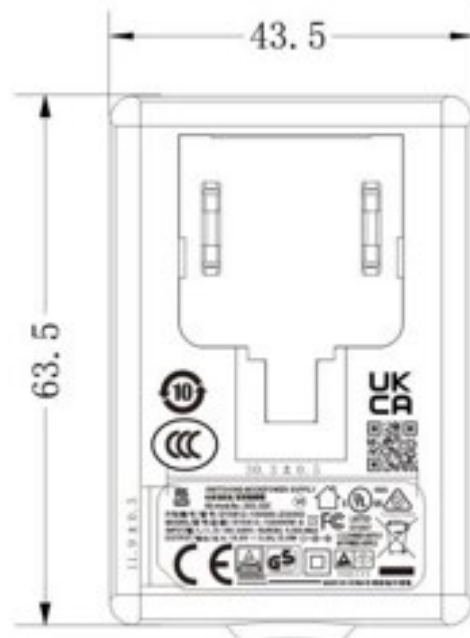
Safety Approvals

	Safety Standards
Safety Standards	IEC/EN/UL 62368-1, approved
Approvals	UKCA, CE, TUV-GS, cULus, RCM (C-Tick), CCC, FCC, RoHS

Mechanical Drawing



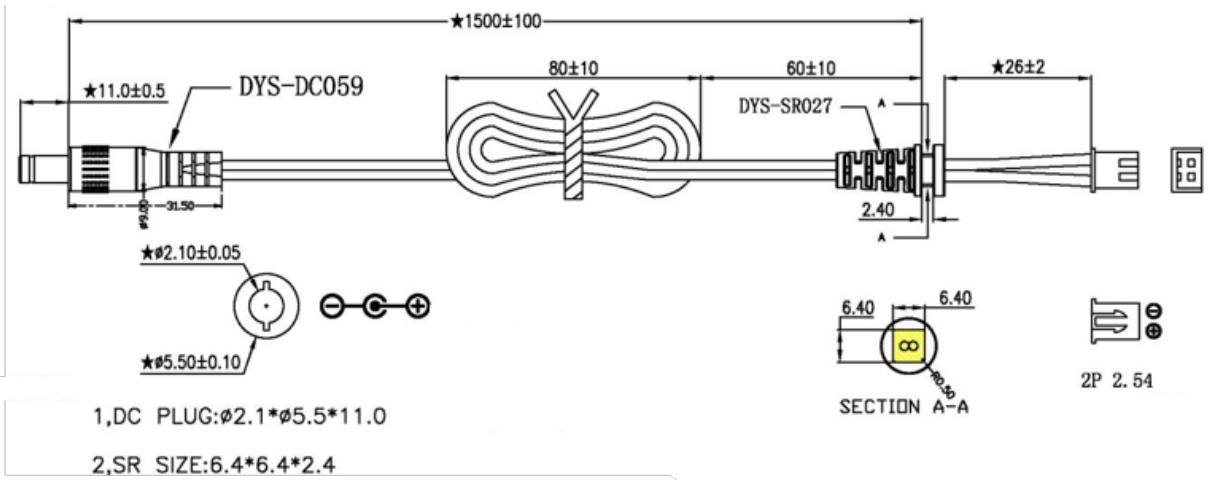
Typical Label:



AC - DC

Cable Drawing

Typical Cable drawing



AC - DC